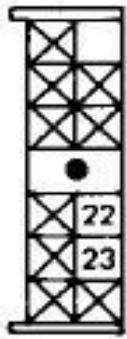





Cluster Gauges/Indicators

M42



Pin	Color	Function
13	N/C	N/C
14	N/C	N/C
15	N/C	N/C
16	N/C	N/C
17	N/C	N/C
18	N/C	N/C
19	 Red/Yellow *	Vehicle Speed Sensor (Pin 1)
20	N/C	N/C
21	N/C	N/C
22	 Brown	Power (Fuse #25 10A)
23	 Red/White	Air bag sensor signal light
24	N/C	N/C

Wire Color Code Identification		
B:	Black	
BR:	Brown	
CH:	Dark Brown	
DG:	Dark Green	
G:	Green	
GY:	Grey	
L:	Blue	
LG:	Light Green	
OR:	Orange	
P:	Pink	
PU:	Purple	
R:	Red	
SB:	Sky Blue	
W:	White	
Y:	Yellow	

When the wire color is striped, the base color is given first, followed by the stripe color as shown below:
 Example: L/W = Blue with White stripe

* Goes to the speedometer in a non-HUD cluster but is not connected (floating) in a HUD cluster.